

Parent Information Evening

Digital
learning and
the
Importance
of home
learning



THE
COLESHILL
SCHOOL





Using the iPad in the classroom



Showbie is an app used by teachers to assign, collect, and review student work.

Showbie keeps student work organized by classes and assignments. At a glance, students can see their upcoming assignments and due dates so they can prioritize their work.

Revision Material

ASSIGNED

20 Minute Quick Past Papers no due date	> 📎 3
Quickfire Exam Questions no due date	> 📎 2
Revision 1 Page Worksheets no due date	>
Revision Guide no due date	> 📎 2
Revision Workbooks no due date	> 📎 1



Using the iPad for home- learning





Showbie is an app used by teachers to assign, collect, and review student work.

Showbie keeps student work organized by classes and assignments. At a glance, students can see their upcoming assignments and due dates so they can prioritize their work.

Revision Material


ASSIGNED

20 Minute Quick Past Papers >
no due date  3

Quickfire Exam Questions >
no due date  2

Revision 1 Page Worksheets >
no due date


Revision Guide >
no due date  2

Revision Workbooks >
no due date  1



Why is home-learning important?

Research from the Education Endowment Foundation has found homework can **speed up learning by 5 months**, increasing to 6 months if homework involves digital technology





Using the iPad for home-learning



At the Coleshill School, we are pupils iPads to maximise the potential of home-learning.



The two applications we use are Seneca and Showbie



What is Seneca?



Seneca gives over 10 million users access to a world-class revision tool! Students can use the platform to study independently, or complete assignments set by their teachers. There are 350,000 teachers who use Seneca as their chosen online homework tool.

As well as students and teachers, 135,000 parents are now using Seneca to monitor their child's progress at school.

Seneca's online platform/app that has been added to all students iPads. Within the app, pupils can find subject revision material, such as notes, videos and lots of different types of practice questions, all found on the Seneca platform. They can complete work set by their teacher, but more importantly they can use the site to complete additional revision and work on topics they know they struggle with



How can you track your child's home-learning?



The screenshot displays the Seneca For Parents app interface. At the top, it says "Hello! 🙌 Jane Cooper" with a blue "Explore Premium" button. Below this, there's a section for "Dan's Study time (mins)" with a line graph showing activity over the last 30 days. The graph shows a peak of approximately 180 minutes on 13 SEP and a low of about 40 minutes on 20 SEP. To the right, "Dan's recent activity" lists several events: "Started a session in Geography KS2 Maths" (5m ago), "Completed a session of Math A2" (2h ago), "Was assigned a homework by Mark Brown" (3h ago), "Won a new memory" (14 ago), "Connected to parent" (1d ago), and "Changed password" (1d ago). Below these is a table of "Dan's Assignments" with columns for Assignment, Teacher, Date Set, Due, Est. Time, and a Preview button.

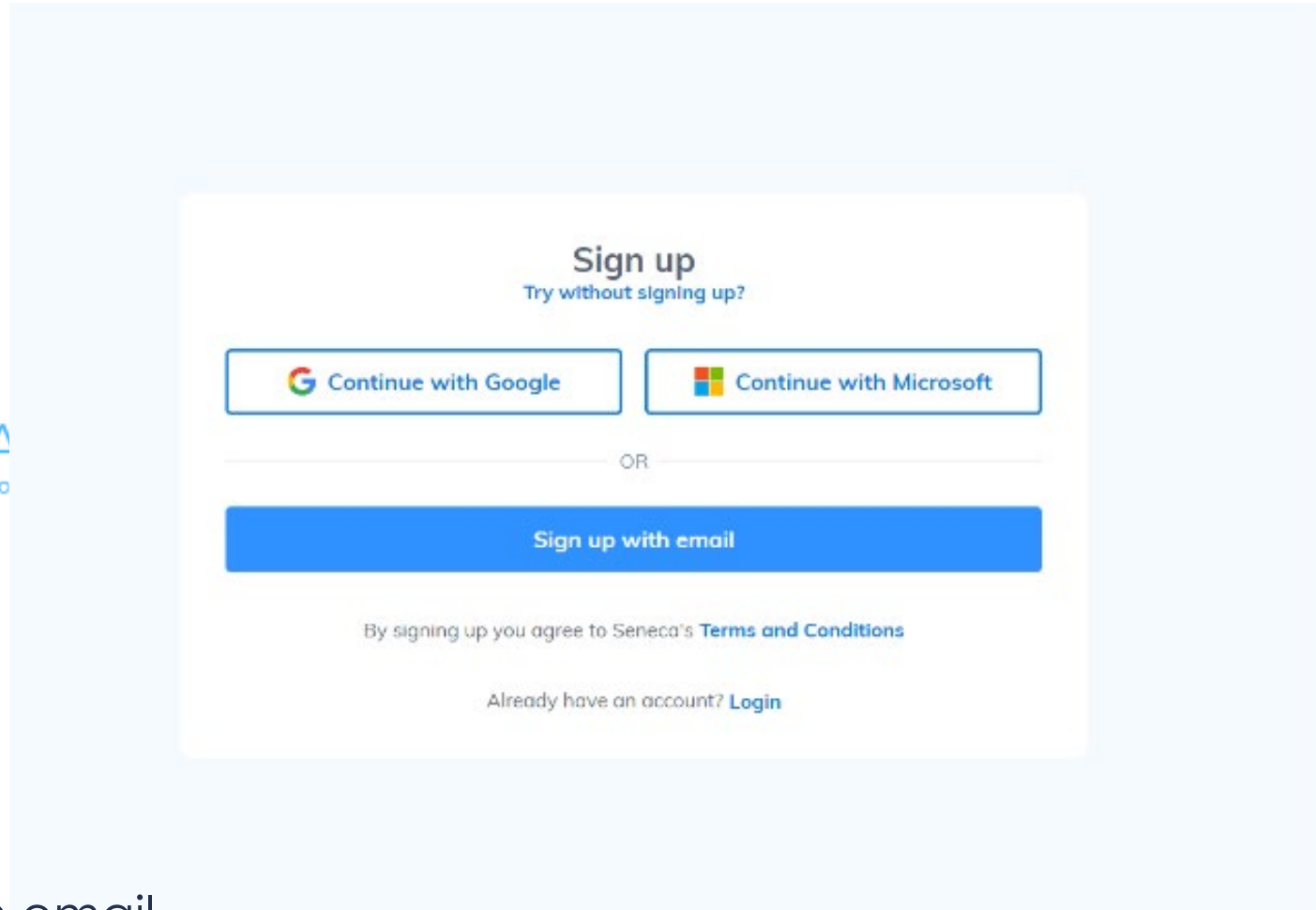
Assignment	Teacher	Date Set	Due	Est. Time	Preview
River Ecosystems	Mr Barabas	1w ago	2d ago	20 min	Preview
Monomers & Polymers	Mrs Thomas	1w ago	2 hours	15 min	Preview
Covalent Bonds	Mrs Thomas	1w ago	22 hours	15 min	Preview
Workshop Safety	Mr Riordan	5d ago	3 days	10 min	Preview
Algebra 1.2	Ms Weekes	3d ago	4 days	25 min	Preview

Parental engagement has a significant positive effect on child learning outcomes. Supporting your child with their studies begins with knowing how they're doing. Seneca have put together an easy-to-use parent platform that puts your child's learning data at your fingertips. It's free and works on all devices!



How to connect to your child's Seneca account

Step 1: Download the Seneca application

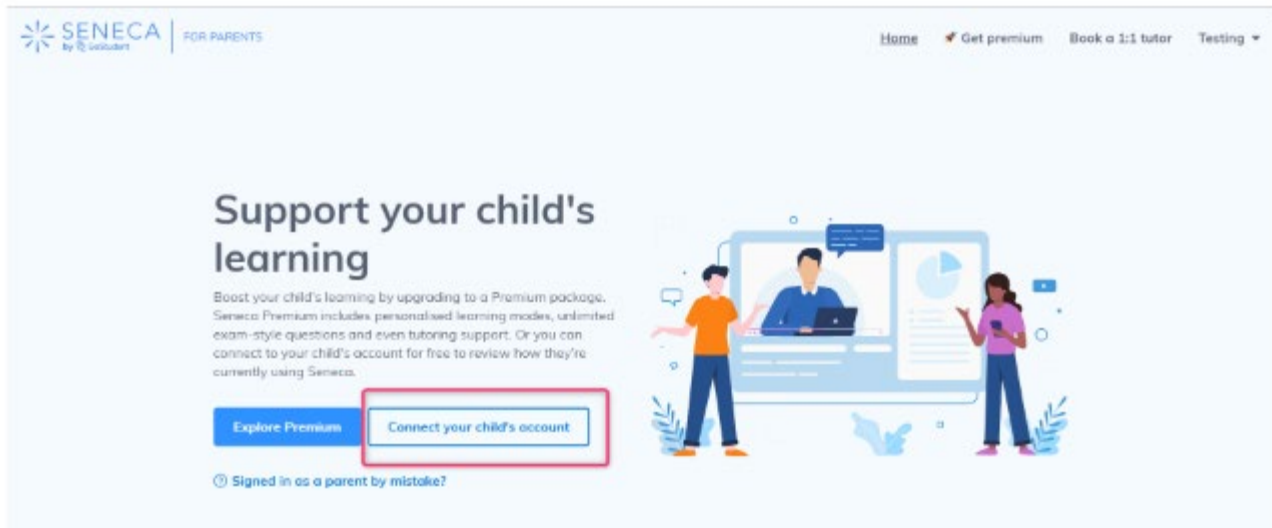
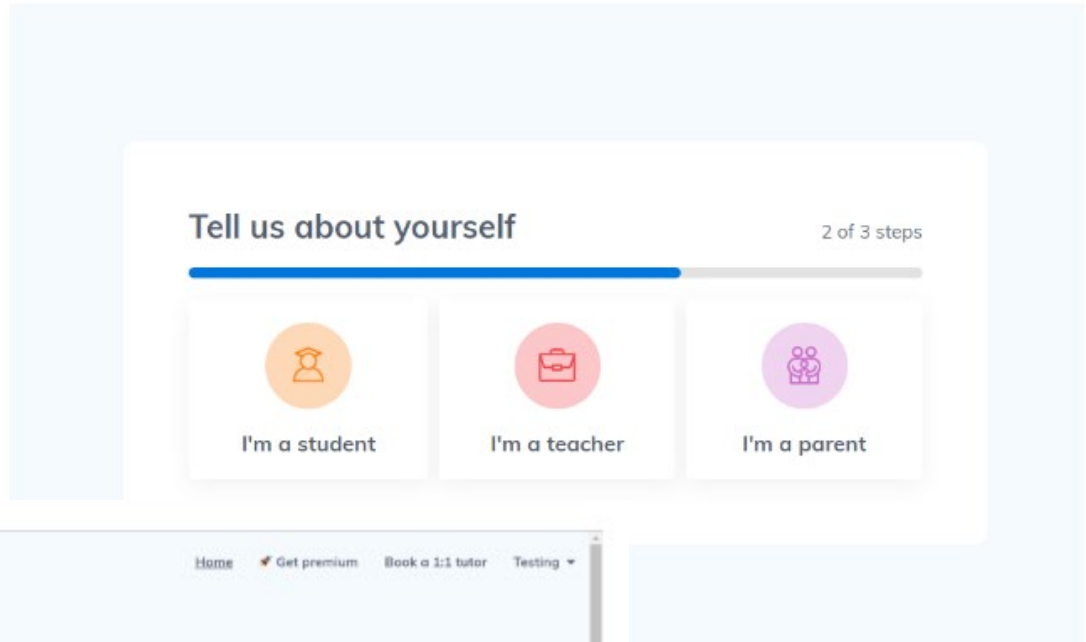


Click sign in with email



How to connect to your child's Seneca account

Step 2: Set yourself up as a parent and click "connect your child's account"





How to connect to your child's Seneca account


Step 3: Copy the link

Copy and share this link with your child. Or you can use e-mail & Whatsapp (check the e-mail doesn't end up in their junk or spam folder)

✕



Connect your account to a child's account

Get your child to scan the QR code or share an invite link with them. Once they've successfully opened the link, refresh this page to check their progress.



app.senecalearning.com/dashboard/settings/personal-information/parent/code/umwzcq7ex6/connect Copy

OR

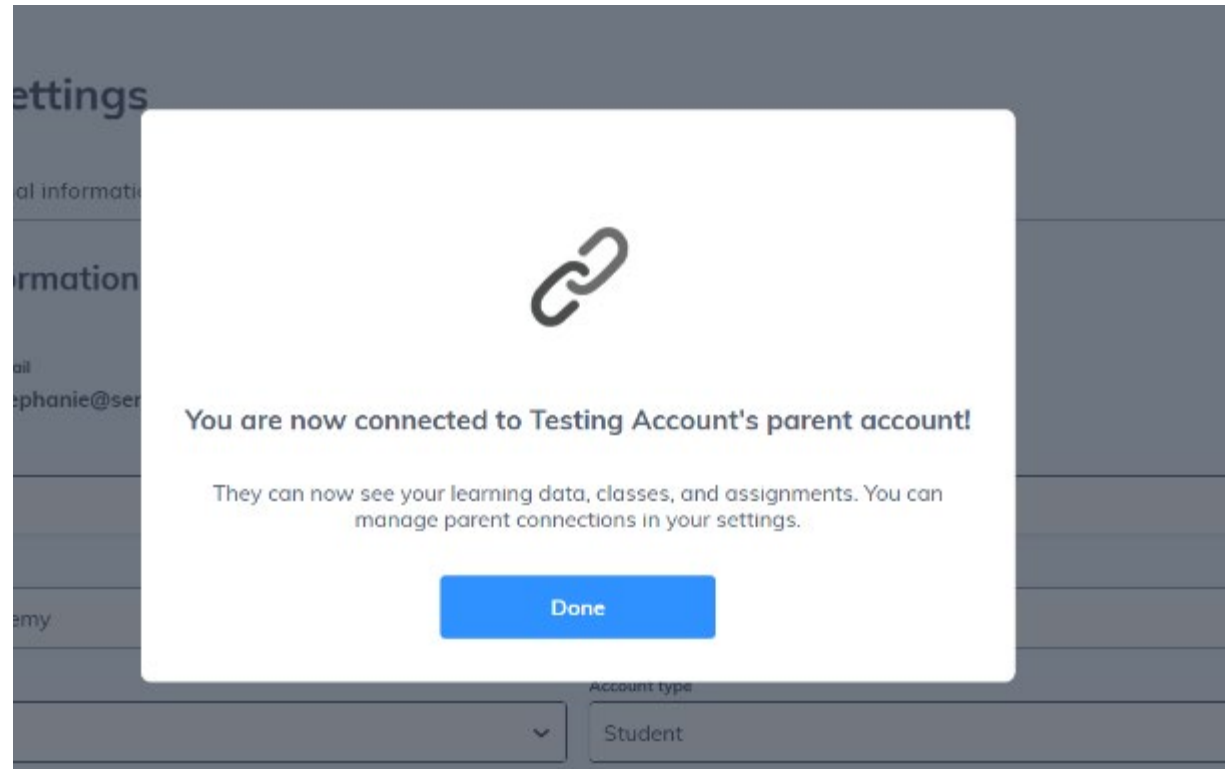
 Email  WhatsApp



How to connect to your child's Seneca account

Step 4: Ask your child to open the link

Get your child to open the link in a browser when they're logged into Seneca (on the school iPad they usually use Seneca on)





How to connect to your child's Seneca account

Step 5: You are good to go 😊

You'll receive an email confirmation as soon as the link's been opened. You can now see their Seneca activity and they will know the accounts are linked.

The screenshot shows the parent dashboard for Stephanie Meredith. At the top, there are navigation links: Home, Assignments, Get premium, Book a 1:1 tutor, and Testing. Below the navigation is a dropdown menu showing 'Stephanie Meredith'. The main profile section includes the name 'Stephanie Meredith', email 'stephanie@seneca.io', and a plan labeled 'EXAM BOOST (provided by school)'. A 'Send daily gift' button is visible. The dashboard is divided into two main sections: 'Stephanie's assignments' and 'Stephanie's recent activity'. The assignments section lists three items: 'exam qs' (Overdue, Due: 9th Feb 2023, Marks: -- / --, 5 days left to finish), 'Physics circuits homework' (Overdue, Due: 9th Feb 2023, Score: 0%, Marks: -- / --, 5 days left to finish), and 'Exam Qs Demo' (Overdue). The recent activity section lists seven items with scores and XP: 'Scored 25% and won 21XP in Pseudocode & Flow Diagrams' (52m ago), 'Scored 52% and won 24XP in Use of SI Units' (20h ago), 'Scored 100% and won 30XP in Decomposition Thinking' (2d ago), 'Scored 100% and won 33XP in Decomposition Thinking' (2d ago), 'Scored 67% and won 25XP in Abstraction Thinking' (2d ago), 'Scored 100% and won 30XP in Genesis' (2d ago), and 'Scored 100% and won 33XP in Genesis' (2d ago). A final item shows 'Scored 36% and won 42XP in Retrieval Questions' (1w ago).



In Summary....

Digital learning is a powerful tool that we are using to maximise your child's potential

These top-notch learning devices have plenty of features and apps that can help your students learn and retain information. Another bonus is that they present work in a fun and engaging way!